

Drivers briefing Magny-Cours Cups 18-19/05/2024

Ver. 1.1. /du 07/05/2024

circuitmagnycours.com



MAGNY-COURS (FR)

Circuit length: 4411

Start line offset: 186

Pole position: LEFT

Int 1 at: 1610 m

Int 2 at: 3219 m

Start line up: T14 to T15

SC position:

1st Lap- T13

Race: T16

Lights OFF- T13

Pit IN to Pit OUT: 249,5 m



storil

START LINE



RED line

line

Pole position LEFT



CONTROL AND FINISH LINE



PIT ENTRY -SIGNALLING AREA




DRIVE THROUGH

Turn 16



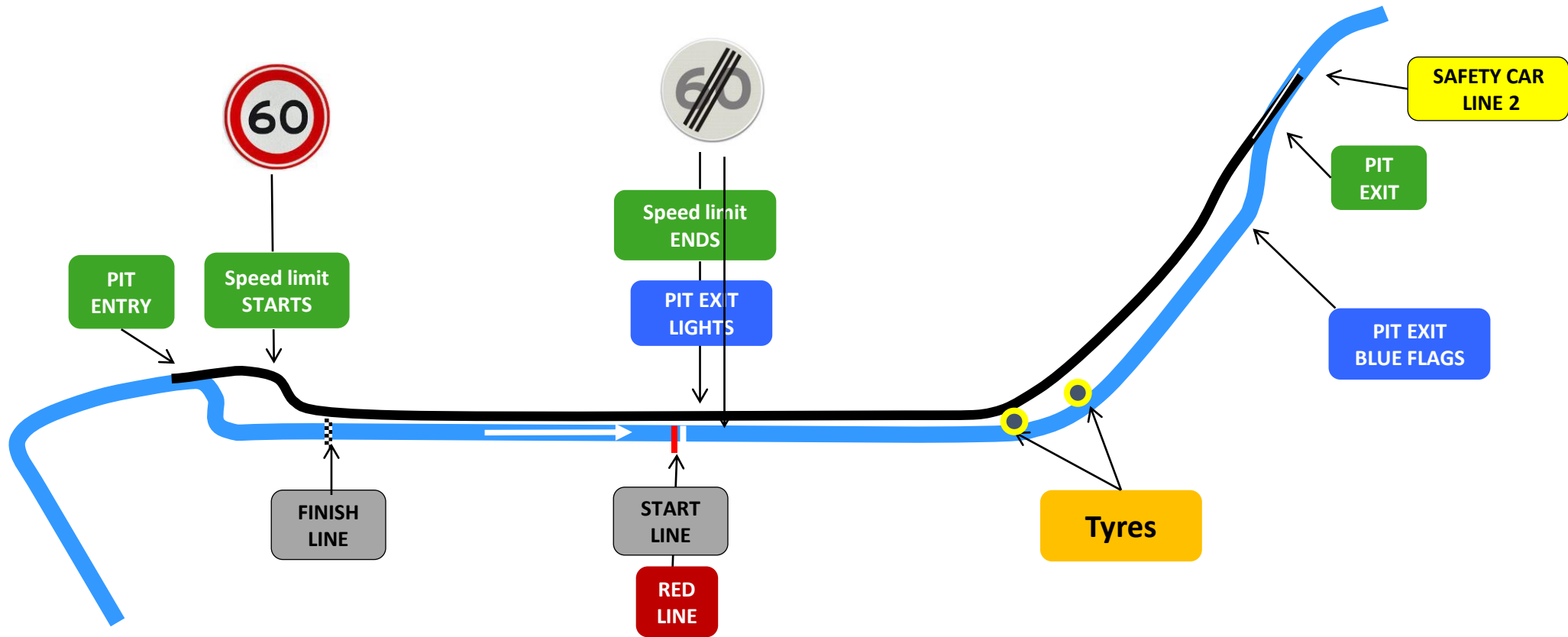
DRIVE THROUGH



Race director flags can also be given on T17, on the electronic marshall lights.




PIT LANE




STOP AND GO – TIME PENALTY
are at the beginning of the pitlane




PIT ENTRY




PIT STOP LOOPS



PIT ENTRY SPEED LIMIT



PIT LANE



← WORKING LANE →

← FAST LANE →



PIT EXIT END SPEED LIMIT



PIT EXIT WHITE LINE

KEEP LEFT



PIT EXIT WHITE LINE

KEEP LEFT



Timing

Qualifying: Saturday 10H00 – 10H40

Race: Sunday 15H45 – 19H05



ROLLING START

Magny-Cours (FR)

Circuit length: 4411 m

Start line offset: 186 m

Pole position: LEFT

Int 1 at: 1610 m

Int 2 at: 3219 m

Start line up: T14 to T15

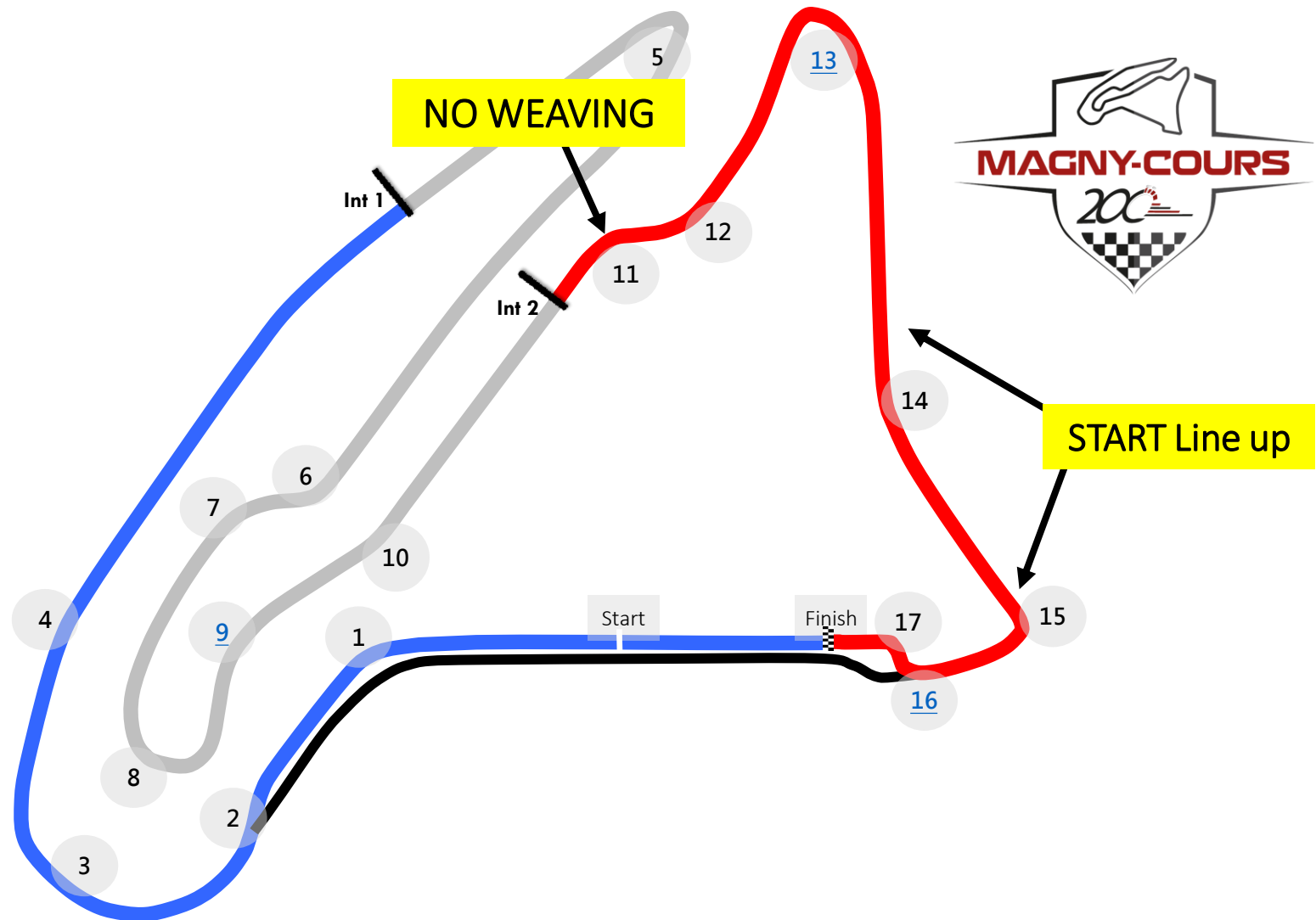
SC position:

1st Lap- T13

Race: T16

Lights OFF- T13

Pit IN to Pit OUT: 249,5 m



START Line up

NO WEAVING




START



Pole position LEFT




START




START





FCY



Countdown (10 sec) on Race Flag Systeme

Marshall posts show FCY boards and yellow waved flags

Speed 60 Km/Hr

Countdown (10 sec) on Race Flag Systeme

RESTART – GREEN FLAGS



SAFETY CAR

- The SC will come on track on [T16](#).
- The SC will turn on his lights
- All marshal posts will show the SC boards and waved yellow flags
- All cars, in single file, must increase their speed to catch up the group
- End of procedure: “SC in this lap”
 - “SC lights off” [T13](#) – all signalling removed
 - “Green” – overtaking is allowed
- Pit exit lights stay green during the procedure



RED FLAG PROCEDURE

Slow down to 60 Km/Hr - NO overtaking


Qualifying: Lap time cancelled – go to pitlane in front of your pitbox

Race:

- Line up red line (start line) or follow the SC
- **Parc-Fermé conditions** - on the grid: teams and officials ONLY
- Clock don't stoped
- Restart behind SC



TRACK LIMITS TURN 1



[Tyre pack at the APEX of turn 1](#)



END OF THE KERBS EXIT TURN 9



TRACK LIMITS



TRACK LIMITS



TRACK LIMITS TURN 3

1 - Turn 3 - 2018-09-09 14:10:45



Vertes - Estoril - Turn 3 - 2018-09-09 14:10:44



TRACK LIMITS TURN 6

Bandes Vertes - Nurburgring - Turn 6 - 2018-09-09 14:23:33



R 14:23:33.5

Bandes Vertes - Nurburgring - Turn 6 - 2018-09-09 14:23:32



R 14:23:33.160



TRACK LIMITS TURN 12

urn 12 - 2018-09-09 14:08:13



Bandes Vertes - Imola - Turn 12 - 2018-09-09 14:08:13



OPENINGS FOR CARS & DRIVERS



SAFETY LIGHTS AND NIGHT SIGNALLING



PARC -FERME

After Q Inside the pit garages
After the race in the parc-fermé area.




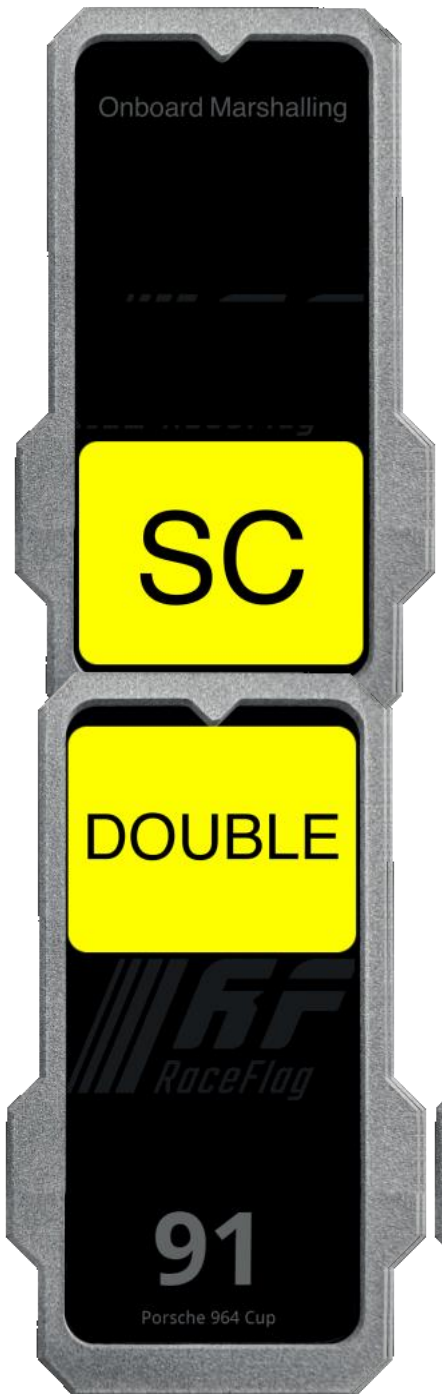
ALCOHOL AND DOPING

1. Alcohol tolerance is 0
2. Check 3 hours > session < 30' after
3. Be aware of the Anti-doping regulations
4. Check the FIA web site

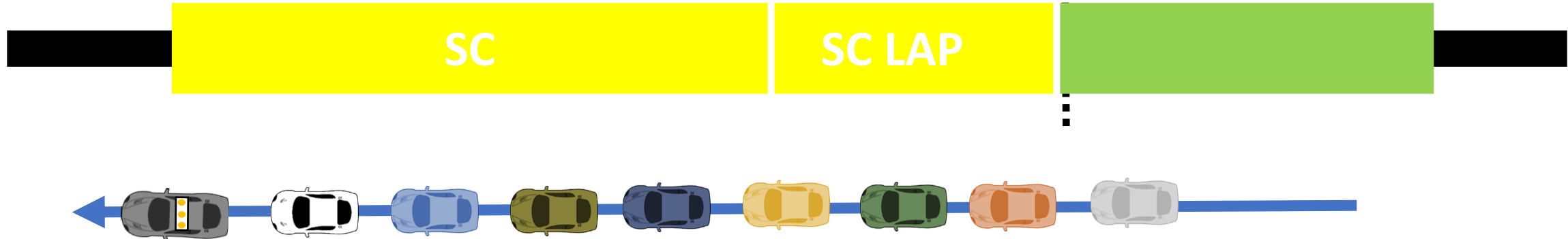


RaceFlag Logo's











- Keep in mind that the RaceFlag system is mandatory in all cars !
 - Without the system correctly connected, cars will not go on track

 - Pour mémoire le système RaceFlag est obligatoires dans toutes les voitures !
 - A défaut d'installation correcte les véhicules ne seront pas autorisé à prendre la piste

 - **Track Marshals' flags remain priority**
 - **Les drapeaux des commissaires restent prioritaires**
-

Session Flags

- Displayed in the sector of the incident
- Inform you about potential danger
- Are an onboard replica of the track Marshals' flags



Drapeaux de Session

S'affichent dans le secteur de l'incident

Vous informent d'un danger potentiel

Sont une réplique embarquée des drapeaux des commissaires de piste

Car Flags

- Specific to YOUR car
- Will be shown anywhere on track
- Will display information for a defined period of time
- Penalties flags are displayed until they have been executed



Drapeaux de Voitures

Spécifiques à VOTRE véhicule

S'affiche où que vous soyez sur la piste

S'affiche pour une période définie

Les pénalités s'affichent tant qu'elles n'ont pas été exécutées

Track Limits

- Indicates the turn where the event occurred
- Detected by the track cameras or the track Marshals
- RaceFlag memorize the occurrences and will propose penalties if event reoccurs above the set limit



Limites de piste

Vous indique le virage dans lequel la limite n'a pas été respectée

Les informations sont remontées par les cameras ou les commissaires de piste

RaceFlag proposera des pénalités en cas de récurrence d'événements au delà du maximum autorisé

Track Limits

- Indicates the turn where the event occurred
- Detected by the track cameras or the track Marshals
- RaceFlag memorize the occurrences and will propose penalties if event reoccurs above the set limit



Limites de piste

Vous indique le virage dans lequel la limite n'a pas été respectée

Les informations sont remontées par les cameras ou les commissaires de piste

RaceFlag proposera des pénalités en cas de récurrence d'événements au delà du maximum autorisé

Messaging

Global messaging such as :

- Session information
- Pit Open / Closed
- Refuelling windows

Car Messaging

- Instructions to the driver
- Reminders...



Messagerie

Messages généraux :

Informations sur la session
Ouverture de pit-lane...
Fenêtres de ravitaillement

Messages par voiture

Recommandations au pilote
Rappels...

Messaging

Global messaging such as :

- Session information
- Pit Open / Closed

Car Messaging

- Instructions to the driver
- Reminders...



Messagerie

Messages généraux :

Informations sur la session
Ouverture de pit-lane...

Messages par voiture

Recommandations au pilote
Rappels...

Procédure de démarrage :

15 minutes AVANT la Pré-grille

- Pression longue sur l'interrupteur
- Le boîtier vibre
- L'écran s'allume
- Après 2 minutes, l'écran affiche le N° de la voiture

Start Process :

15 minutes BEFORE Pre-grid

- Long press on the power switch
- Device vibrates
- Screen lights up
- After 2 min the screen will show the Car number

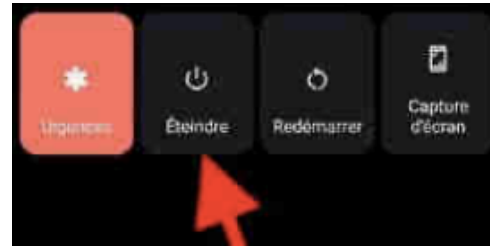


Extinction :

- Pression longue sur l'interrupteur
- Appuyer sur le bouton « Eteindre »
- L'écran s'éteint

Powering Off :

- Long press on the power switch
- Press the « Eteindre » button
- Screen turns off



INTERUPTEUR
Power Switch

ALIMENTATION
Power Supply



Respect for the marshalls. They are there for your safety.

Follow us



www.BGDC.be

Follow us on Facebook



Follow us on Instagram



Follow us on Youtube





Download from
Dreamstime.com

© [unreadable]
[unreadable] [unreadable]

HAVE A GOOD WEEKEND. KEEP IT SAFE. SHOW RESPECT