

# Drivers briefing Magny-Cours Cups 18-19/05/2024

*circuitmagnycours.com*



Ver. 2.1 du 10/05/2024

# MAGNY-COURS (FR)

Circuit length: 4411

Start line offset: 186

Pole position: LEFT

Int 1 at: 1610 m

Int 2 at: 3219 m

Start line up: T14 to T15

SC position:

1<sup>st</sup> Lap- T13

Race: T16

Lights OFF- T13

Pit IN to Pit OUT: 249,5 m



# START LINE



RED line

line

***Pole position LEFT***



# CONTROL AND FINISH LINE



# PIT ENTRY -SIGNALLING AREA




DRIVE THROUGH

Turn 16



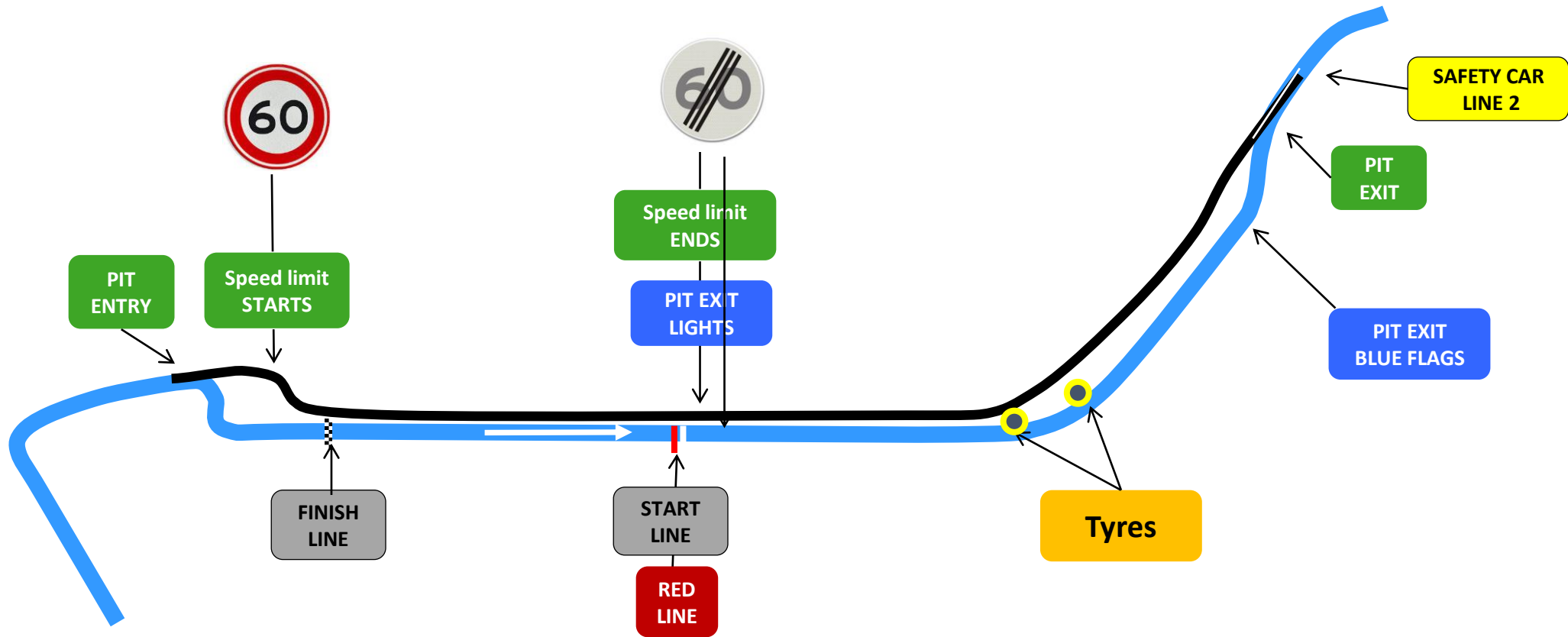
# DRIVE THROUGH



**Race director flags can also be given on T17, on the electronic marshall lights.**



# PIT LANE



STOP AND GO – TIME PENALTY  
are at the beginning of the pitlane




# PIT ENTRY







# PIT STOP LOOPS



# PIT ENTRY SPEED LIMIT



# PIT LANE



# PIT EXIT END SPEED LIMIT



# PIT EXIT WHITE LINE

**KEEP LEFT**



# PIT EXIT WHITE LINE

KEEP LEFT



# Timing

Qualifying: Saturday 10H00 – 10H40

Race: Sunday 15H45 – 19H05



# Starting Grid

Everybody ready in the cars to leave the Box @ **16H35**

Pitlane close @**16H40**

1 pers of each team on Grid





# ROLLING START

## Magny-Cours (FR)

Circuit length: 4411 m

Start line offset: 186 m

Pole position: LEFT

Int 1 at: 1610 m

Int 2 at: 3219 m

Start line up: T14 to T15

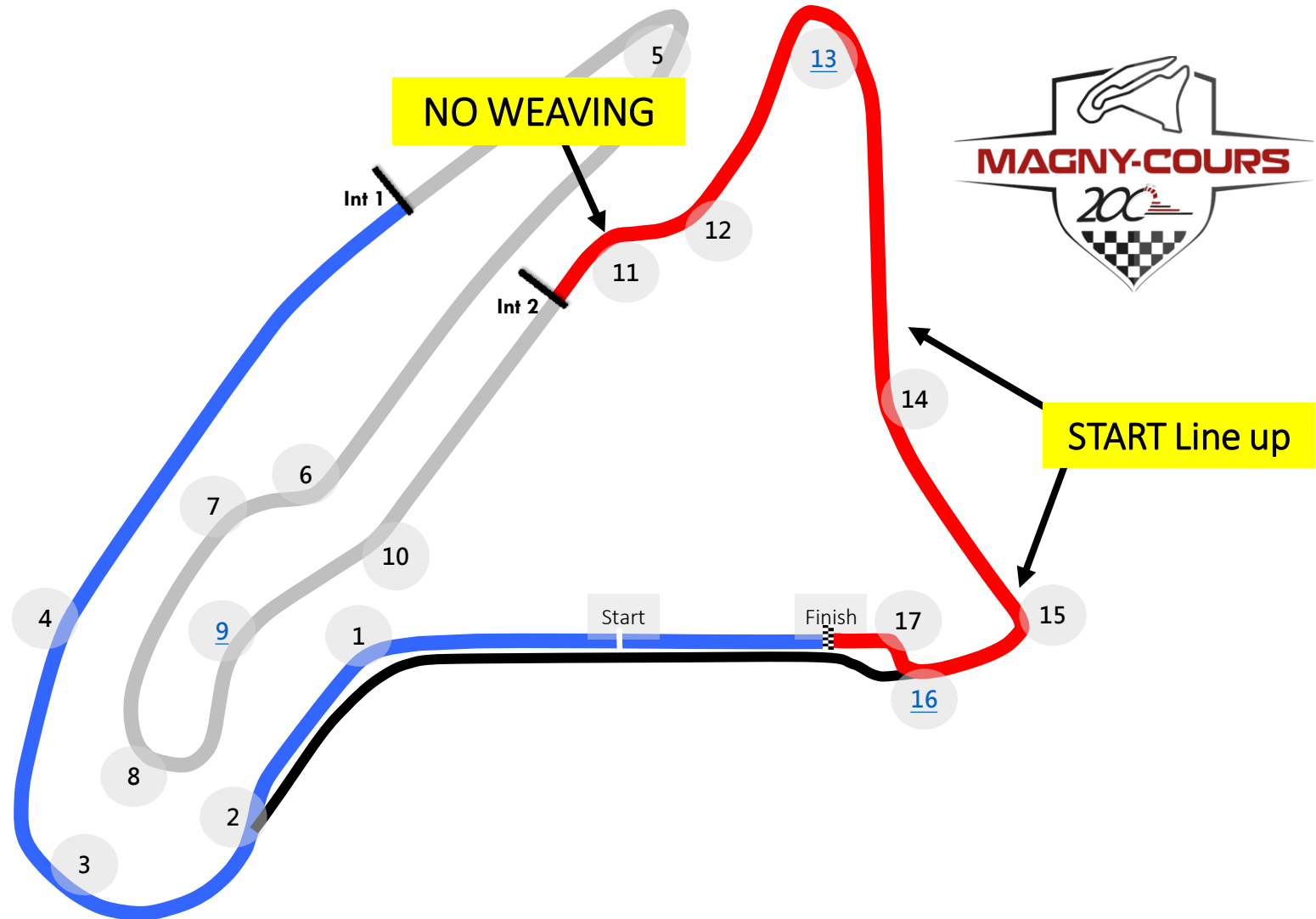
SC position:

1<sup>st</sup> Lap- T13

Race: T16

Lights OFF- T13

Pit IN to Pit OUT: 249,5 m



START Line up

NO WEAIVING

START Line up

Start

Finish




# START



**Pole position LEFT**




**START**




**START**





**FCY**



Countdown (10 sec) on Race Flag Systeme

Marshall posts show FCY boards and yellow waved flags

Speed 60 Km/Hr

Countdown (10 sec) on Race Flag Systeme

**RESTART – GREEN FLAGS**



# SAFETY CAR

- The SC will come on track on [T16](#).
- The SC will turn on his lights
- All marshal posts will show the SC boards and waved yellow flags
- All cars, in single file, must increase their speed to catch up the group
- End of procedure: “SC in this lap”
  - “SC lights off” [T13](#) – all signalling removed
  - “Green” – overtaking is allowed
- Pit exit lights stay green during the procedure



# RED FLAG PROCEDURE

Slow down to 60 Km/Hr - NO overtaking


Qualifying: Lap time cancelled – go to pitlane in front of your pitbox

Race:

- Line up red line ( start line) or follow the SC
- **Parc-Fermé conditions** - on the grid: teams and officials ONLY
- Clock don't stoped
- Restart behind SC



# TRACK LIMITS TURN 1



[Tyre pack at the APEX of turn 1](#)





# END OF THE KERBS EXIT TURN 9



# TRACK LIMITS



# TRACK LIMITS



# TRACK LIMITS TURN 3

1 - Turn 3 - 2018-09-09 14:10:45



R 14:10:45.160

Vertes - Estoril - Turn 3 - 2018-09-09 14:10:44



R 14:10:45.120



# TRACK LIMITS TURN 6

Bandes Vertes - Nurburgring - Turn 6 - 2018-09-09 14:23:33



R 14:23:33.5

Bandes Vertes - Nurburgring - Turn 6 - 2018-09-09 14:23:32



R 14:23:33.160



# TRACK LIMITS TURN 12

urn 12 - 2018-09-09 14:08:13



Bandes Vertes - Imola - Turn 12 - 2018-09-09 14:08:13



# OPENINGS FOR CARS & DRIVERS



# SAFETY LIGHTS AND NIGHT SIGNALLING





# PARC -FERME

After Q Inside the pit garages  
After the race in the parc-fermé area.



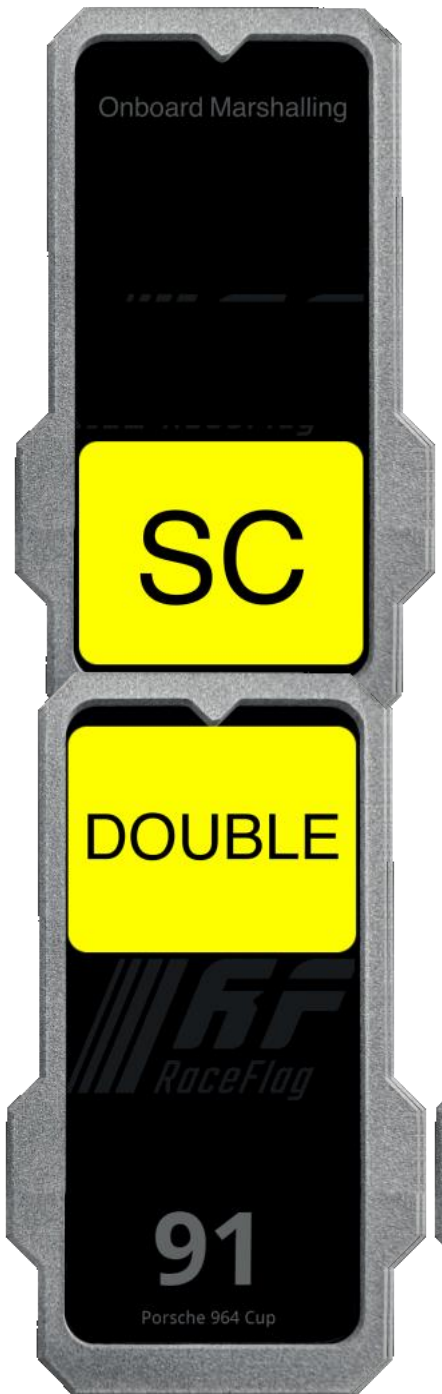
# ALCOHOL AND DOPING

1. Alcohol tolerance is 0
2. Check 3 hours > session < 30' after
3. Be aware of the Anti-doping regulations
4. Check the FIA web site

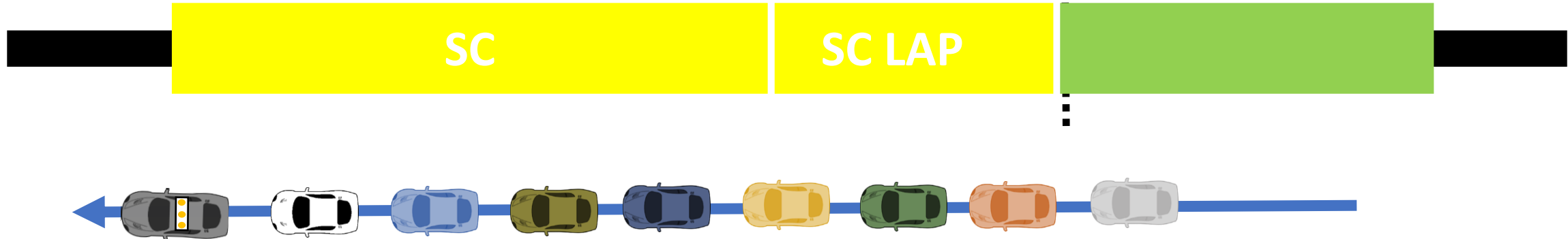


# RaceFlag Logo's











- Keep in mind that the RaceFlag system is mandatory in all cars !
  - Without the system correctly connected, cars will not go on track
  - Pour mémoire le système RaceFlag est obligatoires dans toutes les voitures !
  - A défaut d'installation correcte les véhicules ne seront pas autorisé à prendre la piste
  - **Track Marshals' flags remain priority**
  - **Les drapeaux des commissaires restent prioritaires**
-

## Session Flags

- Displayed in the sector of the incident
- Inform you about potential danger
- Are an onboard replica of the track Marshals' flags



## Drapeaux de Session

S'affichent dans le secteur de l'incident

Vous informent d'un danger potentiel

Sont une réplique embarquée des drapeaux des commissaires de piste



## Car Flags

- Specific to YOUR car
- Will be shown anywhere on track
- Will display information for a defined period of time
- Penalties flags are displayed until they have been executed



## Drapeaux de Voitures

Spécifiques à VOTRE véhicule

S'affiche où que vous soyez sur la piste

S'affiche pour une période définie

Les pénalités s'affichent tant qu'elles n'ont pas été exécutées

## Track Limits

- Indicates the turn where the event occurred
- Detected by the track cameras or the track Marshals
- RaceFlag memorize the occurrences and will propose penalties if event reoccurs above the set limit



## Limites de piste

Vous indique le virage dans lequel la limite n'a pas été respectée

Les informations sont remontées par les cameras ou les commissaires de piste

RaceFlag proposera des pénalités en cas de récurrence d'événements au delà du maximum autorisé

## Track Limits

- Indicates the turn where the event occurred
- Detected by the track cameras or the track Marshals
- RaceFlag memorize the occurrences and will propose penalties if event reoccurs above the set limit



## Limites de piste

Vous indique le virage dans lequel la limite n'a pas été respectée

Les informations sont remontées par les cameras ou les commissaires de piste

RaceFlag proposera des pénalités en cas de récurrence d'événements au delà du maximum autorisé

## Messaging

Global messaging such as :

- Session information
- Pit Open / Closed
- Refuelling windows

Car Messaging

- Instructions to the driver
- Reminders...



## Messagerie

Messages généraux :

Informations sur la session  
Ouverture de pit-lane...  
Fenêtres de ravitaillement

Messages par voiture

Recommandations au pilote  
Rappels...

---

## Messaging

Global messaging such as :

- Session information
- Pit Open / Closed

Car Messaging

- Instructions to the driver
- Reminders...



## Messagerie

Messages généraux :

Informations sur la session  
Ouverture de pit-lane...

Messages par voiture

Recommandations au pilote  
Rappels...

---

## Procédure de démarrage :

### 15 minutes AVANT la Pré-grille

- Pression longue sur l'interrupteur
- Le boîtier vibre
- L'écran s'allume
- Après 2 minutes, l'écran affiche le N° de la voiture

## Start Process :

### 15 minutes BEFORE Pre-grid

- Long press on the power switch
- Device vibrates
- Screen lights up
- After 2 min the screen will show the Car number

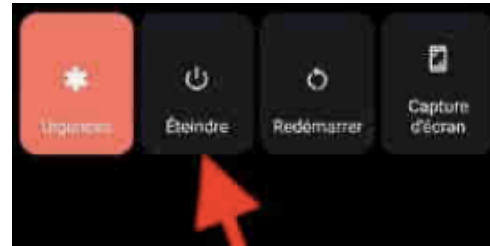


### Extinction :

- Pression longue sur l'interrupteur
- Appuyer sur le bouton « Eteindre »
- L'écran s'éteint

### Powering Off :

- Long press on the power switch
- Press the « Eteindre » button
- Screen turns off



INTERUPTEUR  
Power Switch

ALIMENTATION  
Power Supply



Respect for the marshalls. They are there for your safety.



Follow us



[www.BGDC.be](http://www.BGDC.be)

Follow us on Facebook



Follow us on Instagram



Follow us on Youtube





Download from  
Dreamstime.com

© [unreadable]  
[unreadable] [unreadable]

**HAVE A GOOD WEEKEND. KEEP IT SAFE. SHOW RESPECT**